



THE COMPANION FOR  
THE MEMORIZATION  
OF THE HOLY QUR'AN

Fatih Karaburç • Lokman Helvacı

 **ERKAM**  
PUBLICATIONS





# THE COMPANION FOR THE MEMORIZATION OF THE HOLY QUR'AN



© Erkam Publications  
Istanbul: 1443/2022

**Original Title:**

Hafızlık El Kitabı

**Prepared by:**

Fatih Karaburç

Lokman Helvacı

**Coordinator:**

Alican Tatlı

**Redactor:**

Şuayip Başhan

**Editor and translator:**

İsmail Eriş

**Graphic design:**

İlhan Baştaş

**Printed by:**

Erkam Printhouse

**ISBN:** 978-625-440-407-8

**Address:** İkitelli Organize Sanayi

Bölgesi Mah. Atatürk Bulvarı,

Haseyad 1. Kısım No: 60/3-C

Başakşehir, İstanbul, Turkey

**Tel:** (90-212) 671-0700 pbx

**Fax:** (90-212) 671-0748

**E-mail:** info@islamicpublishing.org

**Web site:** www.islamicpublishing.org

**Language:** English



# Contents

Preface .....	3
<b>CHAPTER I</b>	
The Road Map of the Memorization of the Qur'an and the Stages of Memorization .....	4
1 <sup>st</sup> Stage: The Stage of Finding Students for the Program.....	6
2 <sup>nd</sup> Stage: The Stage of Selecting Students .....	7
3 <sup>rd</sup> Stage: The Stage of Pre-Education .....	9
What is the Preliminary training Stage? Preliminary training Course Hours .....	9
Pre-Education Phase Sample Weekly Lesson Schedule .....	9
Courses to be Taught in the Preliminary training Stage and the Methods of their Teaching .....	10
Reading and Memorization Program in the Preliminary Training Stage.....	11
4 <sup>th</sup> Stage: The Stage of Preparation for Memorization of the Qur'an .....	12
Preparatory Stage Sample Weekly Lesson Schedule.....	13
Courses to be taught in Preparatory Stage and the Methods of Teaching them .....	14
Reading and Memorization Program in the Pre-Education Phase .....	15
Table for the Types of Error and Their Signs .....	16
5 <sup>th</sup> Stage: The Stage of Memorization Trials .....	17
Guidelines of the Concepts and Methods of Memorization of the Qur'an .....	18
A. Concepts used in Memorization of The Qur'an .....	18
B. The Procedure for The Memorization of The Qur'an.....	19
C. The Method of Memorization of a page .....	21
D. The Method of Listening The Memorized Sections.....	22
6 <sup>th</sup> Stage: The Stage of Memorization (1 <sup>st</sup> Year) .....	24
The Stage of Memorization (1 <sup>st</sup> Year) Sample Weekly Lesson Schedule .....	24
7 <sup>th</sup> Stage: The Stage of Memorization (2 <sup>nd</sup> Year) .....	26
The Stage of Memorization (2 <sup>nd</sup> Year) Sample Weekly Lesson Schedule.....	26
8 <sup>th</sup> Stage: The Stage of Repetition .....	28
The Stage of Memorization (2 <sup>nd</sup> Year) Sample Weekly Lesson Schedule.....	28
Sample Memory Strengthening Program .....	30
<b>CHAPTER 2</b>	
«Appendices» Mentioned in the Booklet .....	31



## Preface

### THE SYSTEM FOR THE MEMORIZATION OF THE HOLY QUR'AN

The tradition of memorizing the entire Holy Qur'an, or being a hafiz, has an important place in the Islamic civilization. This education may differ from country to country, from geography to geography. The program in your hands has been prepared on the basis of the method widely used in Turkey.

This method is based on the principle of completing a turn by memorizing a page from the end of each juz and reinforcing the memorizations in the next turns in an average of 25-35 days, by repeating the memorizations made in the previous turns. With this method, it is aimed for the student to complete the memorization of the whole Qur'an in the shortest possible time and in the strongest way depending on the student's ability.

Although the experts have different opinions about the methods, there is a consensus that the ideal age to memorize the Holy Qur'an is the early ages. In this system considered together with the school, the most favorable period for students is to be between the ages of 11-15 (Those who have completed their primary education and started the secondary school).

The Road Map for the Memorization of the Holy Qur'an consists of 8 successive stages. The lessons and contents of each stage of the Road Map have been placed in the program in the form of "**general course distribution according to the stages**" by taking into account the hafiz training process together with the education in the school.

After the introductory information presented at the beginning of each stage, a "**sample weekly course schedule**" showing the distribution of the courses of that stage, then the "**method of teaching**" of the courses, and finally the contents of the courses of the stage are given as a "**detailed schedule**".

The important aspects of this system, such as the concepts used in memorization of the Qur'an, the training students for memorization of the Qur'an, the method of memorizing the pages of the Qur'an, the method of listening the memorized pages are discussed under the title of "**Guidelines of the concepts and the methods of the memorization of the Qur'an**".

In the 2<sup>nd</sup> Chapter, all the forms that will be needed in the stages of the program such as student admission, "**Preliminary training**", "**Preparation for the Memorization**", "**Trials for the Memorization**", "**First and Second Years of the Memorization Process**", "**Repetition of the Memorization**" are provided in the Appendix section.



My Lord! Make this task easy for me and do not make it difficult for me. My Lord! Let my affairs end with goodness.





# CHAPTER I

## THE ROAD MAP OF THE MEMORIZATION OF THE QUR'AN AND THE STAGES OF MEMORIZATION

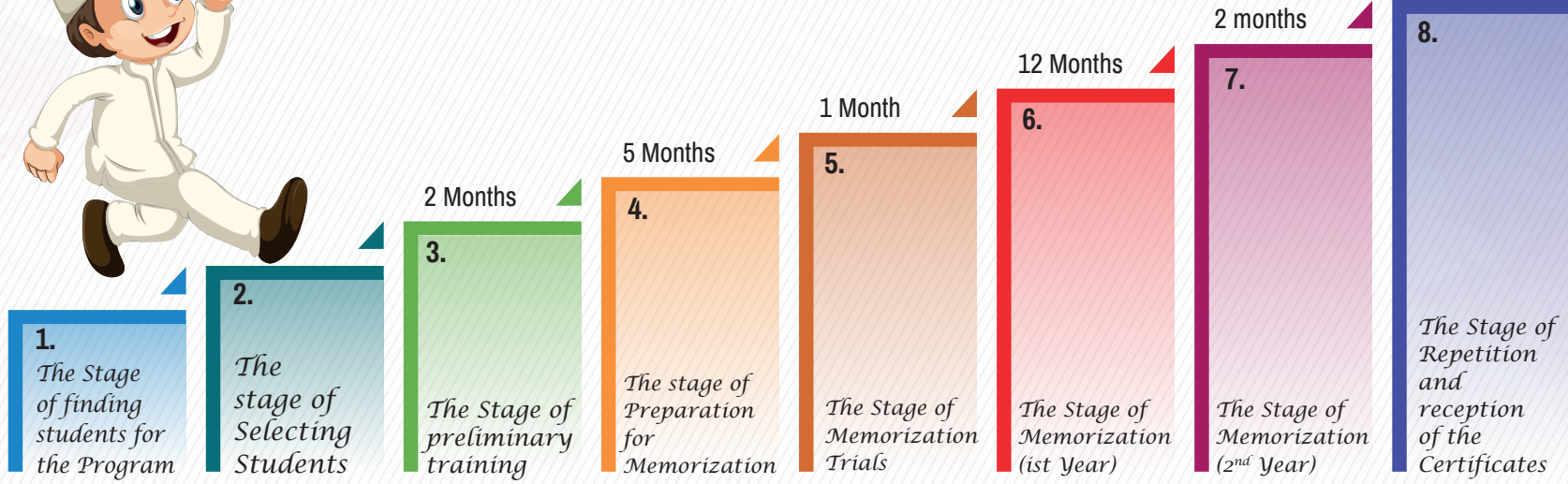


Table: 1

This program is planned to be executed in a maximum of 36 months.



THE TABLE FOR THE COURSE HOURS OF THE MEMORIZATION OF THE QUR'AN PROGRAM ACCORDING TO THE STAGES OF THE PROGRAM



Table:2

Categories of the Courses	Courses	3 <sup>rd</sup> Stage	4 <sup>rd</sup> Stage	5 <sup>rd</sup> Stage	6 <sup>rd</sup> Stage	7 <sup>rd</sup> Stage	8 <sup>rd</sup> Stage	
		Preliminary training Stage Hours per Week	Preparatory Stage of Memorization Hours per Week	Memorization Trials	The Stage of Memorization 1 <sup>st</sup> Year Hours per Week	The Stage of Memorization 2 <sup>nd</sup> Year Hours per Week	Repetition of the Memorization Hours per Week	
Religious Studies	1 Qur'an al-Karim*	26	20		24	24	24	
	2 Tajweed	1	1		1	--	--	
	3 Ta'lim	--	1		1	2	--	
	4 Islamic Creed (Aqid)	2	1		--	--	--	
	5 Acts of Worship (Ibadah)	2	1		--	--	--	
	6 Life of the Prophet Muhammad (Siyar)	2	1		--	--	--	
	7 Ethics	1	1		--	--	--	
	8 Supplication Course	1	--		--	--	--	
	9 History of the Qur'an							2
Social Activity**	10 Social Activity and Guidance	**	**		**	**	**	
School Courses***	11 Mathematics					2 (Sat-Sun)	2 (Sat-Sun)	2 (Sat-Sun)
	12 Foreign Language					2 (Sat-Sun)	2 (Sat-Sun)	2 (Sat-Sun)
	13 Literature- History					2 (Sat-Sun)	2 (Sat-Sun)	2 (Sat-Sun)
<b>TOTAL</b>		<b>35</b>	<b>26</b>		<b>32</b>	<b>32</b>	<b>32</b>	

Footnote

\* This program has been prepared by taking into consideration the students who did not know how to read the Qur'an. Those who already have some knowledge of reading the Qur'an can be included in the same program and their deficiencies can be corrected, and their individual progress can be provided by the assistance of the class teacher.

\*\* Social activities are held every day at the preliminary training stage, and at appropriate times on the weekends in the other stages. These activities are organized under various groups of activities such as Sports Activities, Educational Games with Multiple Participation, Quiz Shows, Cultural Activities, Educational Games, Religious Music, Trip and Observation, Computer Presentations.

\*\*\* In the 6<sup>th</sup>, 7<sup>th</sup> and 8<sup>th</sup> stages, classes to supplement the school courses can be organized on Saturday-Sunday on weekends depending on the need.





## 1<sup>st</sup> Stage: The Stage of finding students for the Program

A

The preparations are started by forming commissions at least two months before the date of the “student selection exam” of the students who will study at the memorization of the Qur’an program.

B

Then brochures and advertisements of the memorization of the Qur’an program are prepared. Brochures and advertisements should contain information about the venues, date, time and requirements, the system and content of the exam. (Information such as whether it will be a multiple-choice exam, a written exam or an interview, it must be specified in the advertisements in advance). The exam should be carried out in a single center. If it is to be carried out at different venues, attention should be paid to make all of them to be carried out on the same day and time.

C

Until the student selection exam, several visits are to be made to the determined regions by taking brochures and advertisements.

D

When coming to the exam, students should be asked to bring their report cards or transcript of the last class they have completed, along with their IDs.

E

Advertisements for student recruitment are to be broadcasted on radios, TVs and digital platforms (institutional websites) and published in newspapers and magazines. (See for examples Appendix 1)

F

Advertisements and brochures printed in A3 size papers are to be posted in mosques and non-formal educational courses and distributed to the congregation. Necessary preparations are to be made for its announcements at Friday sermons.

G

Visits should be made to the school in different regions in order to create an application pool to reach a high level of student standard and to have the program heard throughout the country.

H

If there are and if the circumstances are suitable, advertisements are placed on billboards at key points of the city.

I

With the help of imams, opinion leaders and the students studying in non-formal education; and our students who are studying and graduated from our programs, the spectrum of applications is tried to be kept as wide as possible.





## 2<sup>nd</sup> Stage: The Stage of Selecting Students



**A** The student selection exam is held as stated in the advertisement (in the form of a multiple-choice test, written exam or interview).

**B** The Examination Committee is composed of at least two people.

**C** If a multiple-choice test is to be given for student selection, test questions should be prepared according to the level of the class that the student has completed. In the oral interview after the test, students should be evaluated according to:

- ▶ Which grade they have completed (grades 4, 5, 6, 7, 8, 9, 10, 11),
- ▶ What languages they know,
- ▶ Their general standing and moral status,
- ▶ Their behavior, their style, self-expression, the cleanliness and tidiness of their attire during the interview,
- ▶ Whether they have taken lessons from a Qur'an teacher or attended to a program of the memorization of the Qur'an before,
- ▶ Their level of reading the Qur'an by having them read parts from the Qur'an, and whether they already know any parts of the Qur'an by heart,
- ▶ Commission should also check whether other students from the applying student's village or region previously studied in the program,
- ▶ In addition, the student's intelligence, memory, attention and understanding capacity are also measured in the interview. For this, questions such as the ones from the **"Sample Questions of Attention and Intelligence"** on the next page can be asked.





## Sample Questions of Attention and Intelligence

- A** For the measurement of intelligence, the student is told at least 7 numbers (such as 6, 3, 8, 0, 5, 2, 4) in a mixed manner and then asked to repeat them in the same order; Again, a question like this can be asked: Simple math questions such as “A student doubled the pages of the novel he/she read every day and reached the end of a 200-page book at the end of the 4<sup>th</sup> day. In how many days did this student read  $\frac{1}{4}$  of the book? (1 day)” that require the student use **his/her logic** can also be asked.
- B** In order to measure **the attention** of the student, questions such as how many people there are in the room, the colors of the clothes of the people in the room, the furniture in the room, etc. can be asked to the student by closing his/her eyes a while after he/she enters the room. Thus, **their photographic memory** can also be measured.
- C** Their **instant memorization capacity** can be measured by asking the students to read a section from a poem that they do not know and then recite it by heart.
- D** After having them read a book in the language that they know, they can be asked to explain what they understand so that **their understanding capacity** can be measured.

- E** Their **instant memorization capacity** can be tested by asking them to read and repeat a couplet of a poem they have just heard/read.

*By means of the questions such as the above ones, the individual's verbal reasoning, vocabulary, auditory attention and long-term memory are measured.*

### PS 1.

The student interview form given in **Appendix 2** is filled by the Examination Committee.

### PS 2.

The interview form is filled in by scoring on a 100-point system. The result is announced after all students finish their interviews. Successful students are taken to preliminary training stage, which is **the 3<sup>rd</sup> stage of the program**.

### PS 3.


For the preliminary training stage, students and parents are informed where the education will take place, when it will start and how long it will last. The list of the official documents and personal belongings required to be brought for preliminary training stage is given to the parents in writing, and they are asked to bring them to the summer training program. **Appendix 3**





# 3<sup>rd</sup> Stage: The Stage of Pre-Education

## What is the Preliminary training Stage? Preliminary training Course Hours



Students who are successful in the student selection exam are taken to a **2-month** preliminary training camp. The curriculum in this camp is planned as 6 days a week, 6 hours a day. 14 hours of the program are reserved for reading the Qur’an, 12 hours for memorization, 2 hours for Islamic creed, 2 hours for acts of worship, 2 hours for the Life of the Prophet Muhammad, 1 hour for ethics, 1 hour for tajweed and 1 hour for memorizing daily supplication. **(For example: Table: 3)** After the classes end, social activities should be organized. (Sports tournaments, competitions, knowledge and supplication competition, city tours and picnics under the supervision of guides, weekly guidance hours)

### PRE-EDUCATION PHASE SAMPLE WEEKLY LESSON SCHEDULE

Table: 3

COURSES/DAYS	MONDAY	TUESDAY	WEDNESDAY	THURSDAY	FRIDAY	SATURDAY
1 <sup>st</sup> Lesson 08.00- 08.45 (Sample)	Memorization of the Qur’an	Memorization of the Qur’an	Memorization of the Qur’an	Memorization of the Qur’an	Memorization of the Qur’an	Memorization of the Qur’an
2 <sup>nd</sup> Lesson .....-.....	Memorization of the Qur’an	Memorization of the Qur’an	Memorization of the Qur’an	Memorization of the Qur’an	Memorization of the Qur’an	Memorization of the Qur’an
3 <sup>rd</sup> Lesson .....-.....	Reading the Qur’an	Reading the Qur’an	Reading the Qur’an	Reading the Qur’an	Reading the Qur’an	Islamic Creed (Itiqad)
4 <sup>th</sup> Lesson .....-.....	Reading the Qur’an	Reading the Qur’an	Reading the Qur’an	Reading the Qur’an	Reading the Qur’an	Acts of Worship (Ibadah)
5 <sup>th</sup> Lesson .....-.....	Reading the Qur’an	Reading the Qur’an	Reading the Qur’an	Reading the Qur’an	Tajweed	Life of the Prophet Muhammad (Siyar)
6 <sup>th</sup> Lesson .....-.....	Islamic Creed (Itiqad)	Acts of Worship (Ibadah)	Life of the Prophet Muhammad (Siyar)	Supplication	Friday Prayer	Ethics





## Courses to be Taught in the Preliminary training Stage and the Methods of their Teaching:

### ☑ Reading the Qur'an:

In the first month, the book of Elif-ba, together with the articulation points of the Arabic letters, is taught through practices (Ta'lim). In the second month, the course continues by starting to read the Qur'an.

### ☑ The Method of Teaching to be applied in the Reading the Qur'an Course:

In the first week of the 2<sup>nd</sup> month 5 lines every day; in the 2<sup>nd</sup> week, 7-8 lines per day; in the 3<sup>rd</sup> week, 10 lines per day; in the 4<sup>th</sup> week, one page per day is read from the Holy Qur'an. The Qur'an teacher reads the verses a few times, then the students repeat it word for word in chorus. The parts read from the Qur'an are given to the students as homework, the homework will be listened from each student one by one on the following day. Thus, at the end of 1 month, 15-20 pages will be completed. (In the 3<sup>rd</sup> and 4<sup>th</sup> weeks, it should be aimed to teach *ikhfa*, *izhar* and *idgham* theoretically and practically while reading and memorizing the Qur'an.) or the program of reading the Qur'an see the **Table 4**.

### PS 1

In the course of the Reading the Qur'an, students with good reading levels should be given extra pages to progress more.

### ☑ Memorization of the Qur'an:

After the 2<sup>nd</sup> week of the beginning of the course, starting from the supplication Subhanaka, other supplications and chapters given in **Table: 4** are memorized by the students in the given order.

### ☑ Method of Teaching the Memorization of the Qur'an Course:

Correct way of memorization is carried out by the teacher reading the chapter that will be memorized over and over again in chorus and then **the students recite and repeat it one by one**. The memorized chapters must be listened from the students one by one in the next lesson.

### PS 2

Individual planning should be made for the students who distinguish by their ability to memorize. (Those who can memorize should not be limited by the given curriculum.)

### ☑ Basic Religious Knowledge:

For the basic religious knowledge, the courses of Islamic creed, acts of worship and ethics will be studied from the books "I'm Learning My Religion 1 and 2". In the Siyar course, the book "My Beloved Prophet" will be used, and in the supplication course, supplications such as the supplications of ritual prayers, the supplication to be recited when waking up in the morning, the supplication to be read when entering the toilet, the supplication to be read when leaving the toilet, the supplication to be recited after adhan, the supplication after eating a meal, the supplication of *sayyid'ul istighfar* and the supplication of travel will be memorized.

### PS 3

In supplication course, Mahmud Sami Ramazanoğlu's book "Supplications and Dhikrs" can be benefited as a reference.



## READING AND MEMORIZATION PROGRAM IN THE PRELIMINARY TRAINING STAGE



Table: 4

MONTH	WEEK	READING	MEMORIZATION
1 <sup>st</sup> Month	1 <sup>st</sup> Week	The Book of Elif-Ba Getting Started	---
	2 <sup>nd</sup> Week	The Book of Elif-Ba Continue	Supplications of Subhanaka, Tahiyyat, Allahumma Salli, Allahumma Barik
	3 <sup>rd</sup> Week	The Book of Elif-Ba Book Continue	Supplications of Rabbana Atina, Rabbanaghfirli, Amantu, and the chapters of Falaq, Nas, Fatiha
	4 <sup>th</sup> Week	The Book of Elif-Ba Will Be Finished	The chapters of Ikhlas, Lahab, Nasr, Kafirun
2 <sup>nd</sup> Month	1 <sup>st</sup> Week	Every day 5 lines from the first juz of the Qur'an;	The chapters of Kawthar, Ma'un, Quraysh
	2 <sup>nd</sup> Week	Every day 7-8 lines from the first juz of the Qur'an;	The chapters of Fil, Asr, Humaza
	3 <sup>rd</sup> Week	Every day 10 lines from the first juz of the Qur'an;	The chapters of Takathur, Qaria
	4 <sup>th</sup> Week	Every day 1 page from the first juz of the Qur'an;	The verse Ayah al-kursi, repetition of the memorized supplications and chapters

### PS 1


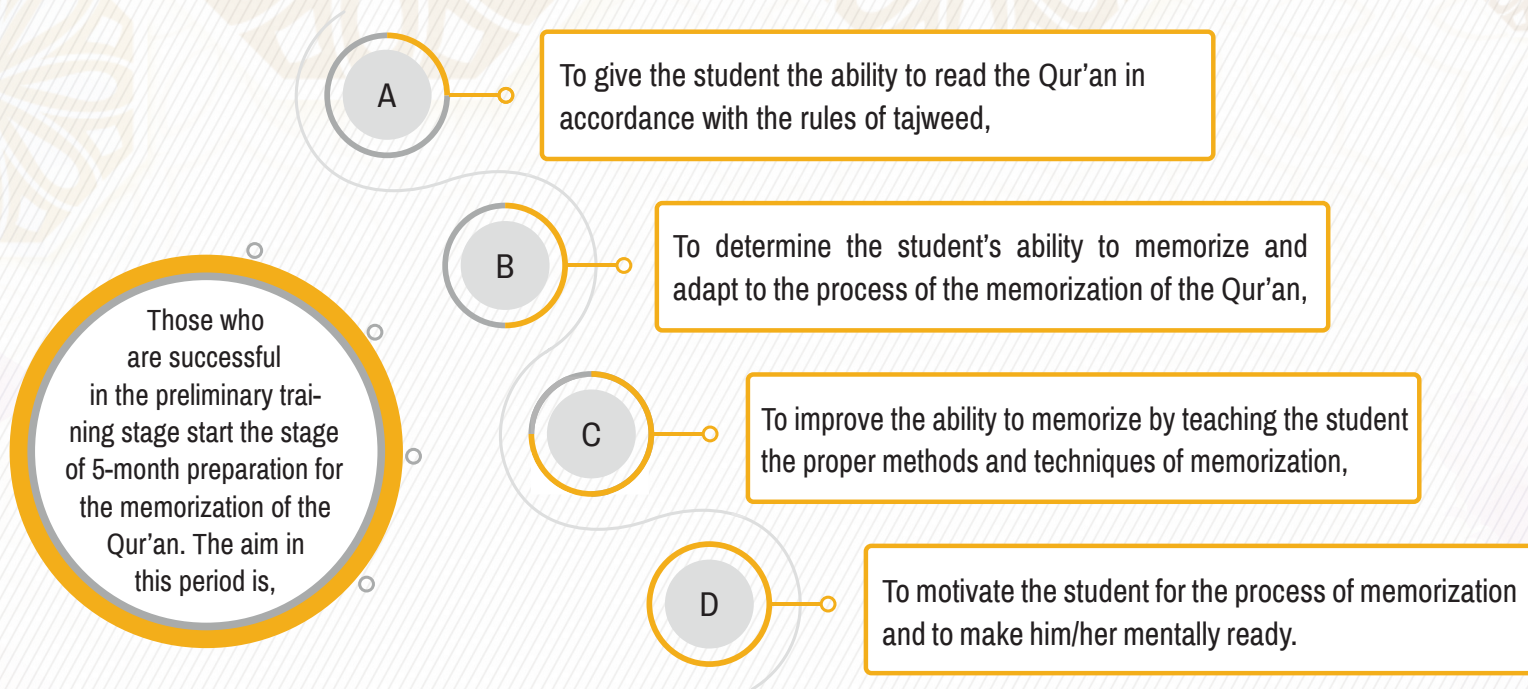
At the end of 2 months, students who are successful in their classes are transferred to the stage of 5-month preparation for the memorization of the Qur'an.

### PS 2

During this period the follow-up tables (For Reading, [Appendix 4](#)); (For Memorization [Appendix 5](#)) (For Supplication, [Appendix 6](#)) will be used.



## 4<sup>th</sup> Stage: The Stage of Preparation For Memorization of the Qur'an



This program is planned as **6 days** a week, **4 hours** a day (6 hours on Saturday), considering that it will continue along with the education at school. At this stage, supplementary classes for the education at school can be offered to the students on Saturdays and Sundays according to their grade levels and needs. The sample weekly course schedule is shown in **Table: 5**.



## PREPARATORY STAGE SAMPLE WEEKLY LESSON SCHEDULE



**Table: 5**

COURSES/DAYS	MONDAY	TUESDAY	WEDNESDAY	THURSDAY	FRIDAY	SATURDAY
1 <sup>st</sup> Lesson 04.30- 05.15 (Sample)	Memorization of the Qur'an	Memorization of the Qur'an	Memorization of the Qur'an	Memorization of the Qur'an	Memorization of the Qur'an	TAJWEED
2 <sup>nd</sup> Lesson 15.00- 15.45	Memorization of the Qur'an	Memorization of the Qur'an	Memorization of the Qur'an	Memorization of the Qur'an	Memorization of the Qur'an	TA'LIM
3 <sup>rd</sup> Lesson .....-.....	Reading the Qur'an	Reading the Qur'an	Reading the Qur'an	Reading the Qur'an	Reading the Qur'an	Islamic Creed (Itiqad)
4 <sup>th</sup> Lesson .....-.....	Reading the Qur'an	Reading the Qur'an	Reading the Qur'an	Reading the Qur'an	Reading the Qur'an	Acts of Worship (Ibadah)
5 <sup>th</sup> Lesson .....-.....						Life of the Prophet Muhammad (Siyar)
6 <sup>th</sup> Lesson .....-.....						Ethics

### PS 1

Qur'an lessons on weekdays should be planned as 4 lessons per day, 45 minutes each.

### PS 2

Students who are successful in the courses at the end of 5 months are taken to the 15-20 days (Maximum 1 month) of trials of memorization of the Qur'an.

### PS 3

Follow-up charts will be used in the Preparatory Stage of the Memorization of the Qur'an (For Reading, **Appendix 7**) (For Memorization **Appendix 8**).





## Courses to be taught in Preparatory Stage and the Methods of Teaching them:

### ☑ Reading the Qur'an:

Starting from the 2<sup>nd</sup> juz, it will be read every day in accordance with the schedule given in **Table: 6**, paying attention to the articulation points of the letters and the tajweed rules. In the first two months of this stage, attention should be paid to read in accordance with the method of tahqiq (in accordance with all the rules of tajweed, without shortening the *madds*, in accordance with the teaching methods of the articulation points of the letters) in order to fully master the articulation points of the letters.

### ☑ The Method of Teaching to be applied in the Reading the Qur'an Course:

The teacher of the Qur'an reads the new pages aloud to the students at least once, then the students repeat it word by word in chorus. The section read is given to the students as homework, it will be listened from each student one by one on the following day. Every student who is on the same page follows his/her friend while his/her friend is reading, and it is not allowed for him/her to be busy with other pages. The same practice continues every day. Thus, at the end of 5 months, the students reach the page 243. (approximately 12 juz will be completed).

### PS 1

At the end of the 5<sup>th</sup> month, it is important for the student to reach a level that he/she can read 1 page in 2-2.5 minutes, in order to start memorization of the Qur'an.

### ☑ Tajweed:

At this stage, it will be ensured that the theoretical subjects of tajweed are completed in four months. In the last month, the students will be asked to apply strictly what they have learned in the lessons.

### ☑ Ta'lim:

In the ta'lim course, the students go over the subject of the articulation points of the letters one more time. Special characteristics of letters are taught in the course. Methods of recitation of the Qur'an are introduced by name (tahqiq, tadwir, hadr, tartil) and illustrated with sample recitations. At this stage, students start with the recitation of the supplication of subhanaka and study the recitation of other supplications and chapters from the Qur'an upto the chapter al-Fil. In regards to the method of recitation, the students first read in chorus, word by word. Then, the teacher needs to be sure that the students pronounce the letters correctly by engaging with **each student one by one**.

### ☑ Basic Religious Knowledge:

For basic religious knowledge, the courses of itiqad, worship, siyar and ethics will be benefited from the books "I am learning my religion, Islam 7-8".

### ☑ Memorization of the Qur'an:

In the first two weeks, the memorizations made during the Preliminary Training phase will be gone over and strengthened. For the contents of the program see **Table 6**.





## READING AND MEMORIZATION PROGRAM IN THE PRE-EDUCATION PHASE



**Table: 6**

MONTH	WEEK	READING	MEMORIZATION
1 <sup>st</sup> Month	1	pages 21, 22, 23 (Every day, each student will read the same half page).	Going over the parts memorized in the Preliminary training stage
	2	pages 24, 25, 26 (Every day, each student will read the same half page).	Going over the parts memorized in the Preliminary training stage
	3	Pages 27, 28, 29, 30, 31, 32 (every day, each student will read the same page from beginning to end)	Chapter al-Adiyat, Chapter al-Zalzala
	4	33, 34, 35, 36, 37, 38 pages (every day, each student will read the same page from beginning to end)	Chapter al-Bayyina
2 <sup>nd</sup> Month	5	39, 40, 41, 42, 43, 44, 45, 46, 47 Pages (every day, each student will read 1.5 pages from beginning to end)	Chapter al-Qadr, Chapter al-Alaq
	6	48, 49, 50, 51, 52, 53, 54, 55, 56 Pages (every day, each student will read 1.5 pages from beginning to end)	Chapter al-Tin, Chapter al-Sharh
	7	57, 58, 59, 60, 61, 62, 63, 64, 65 Pages (every day, each student will read 1.5 pages from beginning to end)	Chapter al-Duha and going over the chapters memorized so far.
	8	66, 67, 68, 69, 70, 71, 72, 73, 74 Pages (every day, each student will read 1.5 pages from beginning to end)	Chapter al-Naba
3 <sup>rd</sup> Month	9	75, 76, 77, 78, 79, 80, 81, 82, 83 Pages (every day, each student will read 1.5 pages from beginning to end)	Chapter al-Mulk 1 <sup>st</sup> page
	10	84, 85, 86, 87, 88, 89, 90, 91, 92 Pages (every day, each student will read 1.5 pages from beginning to end)	Chapter al-Mulk 2 <sup>nd</sup> page
	11	Between pages 93-104 (every day, each student will read 2 pages from beginning to end)	Chapter al-Mulk 3 <sup>rd</sup> page and going over the whole chapter.
	12	Between pages 105-116. (every day, each student will read 2 pages from beginning to end)	Chapter Ya Sin 1 <sup>st</sup> and 2 <sup>nd</sup> pages
4 <sup>th</sup> Month	13	Between Pages 117-128 (every day, each student will read 2 pages from beginning to end)	Chapter Ya Sin 3 <sup>rd</sup> 4 <sup>th</sup> pages
	14	Between Pages 129-140 (every day, each student will read 2 pages from beginning to end)	Chapter Ya Sin 5 <sup>th</sup> and 6 <sup>th</sup> pages
	15	Between 141-152 Pages (every day, each student will read 2 pages from beginning to end)	Going over Chapter Ya Sin
	16	Between 153-170 Pages (every day, each student will read 3 pages from beginning to end)	Chapter al-Rahman 1 <sup>st</sup> and 2 <sup>nd</sup> pages
5 <sup>st</sup> Month	17	Between 171-188 Pages (every day, each student will read 3 pages from beginning to end)	Chapter al-Rahman 3 <sup>rd</sup> and 4 <sup>th</sup> pages and going over the whole chapter
	18	Between 189-206 Pages (every day, each student will read 3 pages from beginning to end)	All chapters from Chapter al-Duha up to the end of the Qur'an
	19	Between 207-224 Pages (every day, each student will read 3 pages from beginning to end)	Going over the chapters of Mulk and Naba
	20	Between 225-243 Pages (every day, each student will read 3 pages from beginning to end)	Chapter al-Baqara, first 5 and last 2 verses and Chapter al-Hashr last 3 verses





☑ **Method of Memorization:** First the students read to their teacher the chapters or lines that they will memorize, and their teacher corrects their mistakes, if there is any. Then they start memorizing verse by verse. After that the memorized verses will be combined. Each student has one of the classmates listen to his/her memorization to make it sound and free from errors. The following day, the teacher listens to the students one by one and checks their memorization. The most important point to be considered at this stage is that from that moment on, each student will progress according to his/her individual ability. Therefore, the method of collective action will not be suitable for listening and checking the memorizations.

While the teacher listens to the students' memorization one by one, he/she will definitely follow the student's personal mushaf and correct his/her mistakes by drawing on it special signs showing the errors with a pencil.

The application of this method is to prevent the same errors (*galat*) from repeating in the next recitations. Error signs are shown in **Table: 7**, and their application is illustrated on a sample verse. A copy of the table showing these signs should be given to each student, and pasted on the first page of their mushaf. The meaning of the signs should be clearly explained to the students.

## TABLE FOR THE TYPES OF ERROR AND THEIR SIGNS

Table: 7

NO	ERROR TYPE	ERROR SIGN	EXPLANATION
1	Vowel Error	◌◌◌	In vowel and letter mistakes, the vowel or letter that is read incorrectly is circled.
2	Tajweed Error	◌◌◌	When a tajweed error is made, the wrong readings are circled
3	Letter Error	<u>خ</u>	When a letter is misread, or an error of the articulation point is made, that letter is underlined.
4	Unable to Remember	∨	If there is a word that cannot be remembered and therefore the student is completely stuck and cannot read, this sign is used to combine it with the previous word, right under the word that he/she could not read or forgot.
5	Skipping words	←	This sign will be placed under the skipped word
6	Madd – Qasr Error	◌◌◌	When a lengthening (madd) or shortening (qasr) error is made, this sign will be placed above or below the place of error.

*Skipped*      *Unable to remember*      *Apply ghunna*      *Lengthen*      *Recite damma.*  
 وَقَالَتِ الْيَهُودُ لَيْسَتِ النَّصَارَى عَلَى شَيْءٍ وَقَالَتِ النَّصَارَى لَيْسَتِ الْيَهُودُ عَلَى شَيْءٍ وَهُمْ يَتْلُونَ الْكِتَابَ  
 كَذَلِكَ قَالَ الَّذِينَ لَا يَعْلَمُونَ مِثْلَ قَوْلِهِمْ فَاللَّهُ يَحْكُمُ بَيْنَهُمْ يَوْمَ الْقِيَمَةِ فِيمَا كَانُوا فِيهِ يَخْتَلِفُونَ  
*Apply Izhar*      *Recite in deep voice*      *Recite with lift*





## 5<sup>th</sup> Stage: The Stage of Memorization Trials



Students who successfully complete the preparatory stage for memorization, which lasts for 5 months, start to practice memorization, which will last for a maximum of 15-20 days.

- 1 In the stage of memorization trials, pages in 3 different categories as easy, medium and hard will be selected and given to the students as homework. It is measured in how many hours the easy pages can be memorized, and whether the pages with medium hardship can be memorized in half a day, and the difficult pages can be memorized in one day.
- 2 A maximum of 4 trials should be made per day. The page that the student cannot memorize or memorize poorly should not be given as an assignment in the next trial.
- 3 Easy pages and pages with medium difficulty are given as assignment to be memorized during the day. The difficult pages should be listened to as a lesson the following day. **If the capacity is observed in the student, the trial pages can be increased for those who can memorize more pages in a day.**
- 4 While listening to the page given to the student as assignment, the student's personal mushaf should be followed and his/her errors should be drawn with a pencil. As in the sample table given in [Appendix 9](#), errors will be counted and filled according to the appropriate headings in the table.
- 5 The form for memorization trials is kept separately for **each student**. The completed form is then stored in the personal file of each student.
- 6 The results of the trials are evaluated by a commission. Students who are considered to be capable to pass to the next stage will start the stage of the memorization of the Qur'an by filling the form (**Stage of Memorization Trials Student Information Form**) in the [Appendix 10](#).

### PS

Students' initiation to memorization of the Qur'an is performed in the form of a beautiful memorization ceremony (Bad'i Hifz Program), in which students are given gifts to increase their motivation.





## THE CONCEPTS AND METHODS OF MEMORIZATION OF THE QUR'AN

### A. CONCEPTS USED IN MEMORIZATION OF THE QUR'AN

#### TURN

Completing all 30 juz by memorizing 1 page from the end of each juz is called the **First Turn**. Completing 30 juz by memorizing 2 pages from the end of each juz is called the **Second Turn**.

#### RAW

The page to be memorized for the first time is called the **Raw page**. (Each new page or pages memorized while memorizing the whole Qur'an)

#### FINE

The page that is memorized in previous turns is called **Fine Page**. The page which will be memorized for the first time in the new turn is called **Raw Page**.

#### REPETITION

In order to strengthen his memorization, the first recitation of the whole Qur'an by heart completed by the student who memorized the Qur'an is called **First Repetition**. The number of the repetition changes with the number of the recitation of the whole Qur'an. If for instance the student completes the recitation of the whole Qur'an by heart ten times, it is called **tenth repetition**.





## B. THE PROCEDURE FOR THE MEMORIZATION OF THE QUR'AN

Since the revelation of the Qur'an, many different methods have been applied in different regions and cultures in memorization of the Qur'an. Today, a unique memorization model has been developed by almost every region in line with their own needs. In our memorization system, which we will describe below, **students follow the following stages;**

➤ **First Turn:** If a student who has just started memorization of the whole Qur'an will memorize **1 page** every day, he/she will start memorization from **20<sup>th</sup> page of the 1<sup>st</sup> Juz**. The next page he/she will memorize will be the **20<sup>th</sup> page of the 2<sup>nd</sup> Juz**. In this way, he/she completes **30 juz** and memorizes **30 pages** in total at the end of 30 days. **An example is shown in Table: 8.**

**Table: 8**

1 <sup>st</sup> TURN																														
Day	1	2	3	4	5	6	7	8	9	10	11	12	13	14	15	16	17	18	19	20	21	22	23	24	25	26	27	28	29	30
Juz	1	2	3	4	5	6	7	8	9	10	11	12	13	14	15	16	17	18	19	20	21	22	23	24	25	26	27	28	29	30
Page (Raw)	20	20	20	20	20	20	20	20	20	20	20	20	20	20	20	20	20	20	20	20	20	20	20	20	20	20	20	20	20	20

➤ **The second turn:** the student memorizes the 19<sup>th</sup> page of the 1<sup>st</sup> Juz **as raw** and recites it before his/her teacher; he/she recites it together with page 20<sup>th</sup> page of the 1<sup>st</sup> juz as **fine** page. He/she completes his/her second turn by memorizing **19<sup>th</sup> and 20<sup>th</sup> pages of all 30 juz** and reciting them before his/her teacher. Those who complete the second turn will be memorized 60 pages from the Qur'an in total. In this way, he/she will have strengthened the 20<sup>th</sup> pages of all juz that he/she had memorized in the previous turn. An example is shown in **Table: 9.**

**Table: 9**

2 <sup>st</sup> TURN																														
Day	1	2	3	4	5	6	7	8	9	10	11	12	13	14	15	16	17	18	19	20	21	22	23	24	25	26	27	28	29	30
Juz	1	2	3	4	5	6	7	8	9	10	11	12	13	14	15	16	17	18	19	20	21	22	23	24	25	26	27	28	29	30
Page (Raw)	19	19	19	19	19	19	19	19	19	19	19	19	19	19	19	19	19	19	19	19	19	19	19	19	19	19	19	19	19	19
Page (Fine)	20	20	20	20	20	20	20	20	20	20	20	20	20	20	20	20	20	20	20	20	20	20	20	20	20	20	20	20	20	20





➤ **Third Turn:** The student who starts the 3rd turn recites 18<sup>th</sup> page as raw, 19<sup>th</sup> and the 20<sup>th</sup> page as fine pages before his/her teacher. By following this method, 18<sup>th</sup>, 19<sup>th</sup>, and 20<sup>th</sup> pages of every juz are memorized. Those who successfully completes the third turn will be memorized 90 pages in total. In this way, the 19<sup>th</sup> and 20<sup>th</sup> pages of every juz which were memorized in the previous turns will be strengthened (become finer). A sample of third turn is shown in **Table: 10**.

**Table: 10**

3 <sup>st</sup> TURN																														
Day	1	2	3	4	5	6	7	8	9	10	11	12	13	14	15	16	17	18	19	20	21	22	23	24	25	26	27	28	29	30
Juz	1	2	3	4	5	6	7	8	9	10	11	12	13	14	15	16	17	18	19	20	21	22	23	24	25	26	27	28	29	30
Page (Raw)	18	18	18	18	18	18	18	18	18	18	18	18	18	18	18	18	18	18	18	18	18	18	18	18	18	18	18	18	18	18
Page (Fine)	19	19	19	19	19	19	19	19	19	19	19	19	19	19	19	19	19	19	19	19	19	19	19	19	19	19	19	19	19	19
Page (Fine)	20	20	20	20	20	20	20	20	20	20	20	20	20	20	20	20	20	20	20	20	20	20	20	20	20	20	20	20	20	20

**PS 1**

The students who have the ability to memorize more than one page a day should not be given the assignment of memorizing two raw pages from the same juz, but instead they should be given one raw page from the following juz as an assignment. Because in this way, the completion time of one turn will be less than a month. This will give the student the opportunity to repeat and strengthen the fine page before forgetting it, and will provide a great advantage.

**PS 2**

During the memorization process, it is very important to maintain the memorized pages in memory and to preserve them. The most basic and only way to achieve this is to repeat the memorized pages at regular intervals without giving a chance to forget them.

**For example:** A student who memorizes 1 raw page every day will have a great advantage if he/she recites before his/her teacher **just the raw pages** that he/she has memorized during the week **at the end of the same week**. When this method is applied, it will be possible to get more raw pages and to complete the memorization in a shorter time, **permanently and robustly**, without having to spend too much time on the so-called **fine** pages in the next turn.





### C. THE METHOD OF MEMORIZATION OF A PAGE

➤ First, the teacher reads the page to be memorized by the student (especially in the first turns), and the student listens, then the student reads it to the teacher, and the teacher listens. The teacher helps the student by underlining the words or phrases that the student reads incorrectly, and has him/her repeat the place where the error was made until the errors are corrected. In addition, the student's attention will be drawn to the words that are likely to be read incorrectly on the memorized page, and these words are taught to the student.

➤ Students' attention is drawn to similar (*mushabih*) words and verses on the page in order to facilitate memorization and prevent mistakes.

➤ After the teacher's corrections, the student should read the page which he/she will memorize at least 15 times aloud. Thus, by means of using his/her senses of sight, hearing and reading, familiarity will be increased and the speed and durability of memorization will be ensured.

➤ Memorization is done from the beginning of the page, and descending word-by-word, line-by-line towards the end of the page.

➤ Every memorized verse is **repeated by heart** at least 3 times. When the second verse is memorized, it is repeated 3 times. Then the two are combined and **recited** 3 times. However, having a friend or teacher listen to every 5 lines of the memorized part is essential in terms of checking and strengthening the memorization. The student who memorizes the raw pages by this method applies the same method to the fine pages.

➤ The assignment, prepared in this way the day before, will be repeated on the next day, and the **raw** and **fine** pages will be read to a friend and thus be ready to be presented to the teacher.

➤ Each memorized section (verse, page, chapter, juz) should be linked with a subsequent one. Thus, a unity will be formed in the mind of the student and it will be possible to make the page-chapter transition without difficulty.





#### D. THE METHOD OF LISTENING THE MEMORIZED SECTIONS

➤ It is essential that the memorization process is completed under the supervision of the same teacher with whom it started so that the student's memorization is not interrupted and his/her motivation continues.

➤ In order for the teacher to focus better and to reduce the factors that may distract the student and as a sign of respect to the teacher, students should go to the teacher and present their assignments.

➤ If the student gets stuck while listening to his/her assignment, the teacher should help the student to remember himself by saying him/her either to restart from the beginning of the verse or from the previous verse, instead of telling him/her right away the part that he/she forgot.

➤ A maximum of 3 reminding (word, letter, vowels, madd) should be made on a page. In case the reminders exceed 3, the student should be asked to prepare the assignment again and come back.

➤ It is very important to repeat the memorized pages in a certain period (turns) in order for the memorization to be strong. In principle, until the 10<sup>th</sup> turn, the repetition of the previously memorized (Fine pages) should be at least as careful as the raw pages.

➤ **Until the 10<sup>th</sup> turn**, the **fine** pages should not be neglected by listening only the **raw** pages from the student. On the other hand, special practices can be adopted and performed for students with very strong memorization skills and capacities.







➤ It is **very important** that the students present their assignments every day and that the turn takes place at the latest every 35 days. Even during this time, the fine pages memorized before can be forgotten. Students who cannot submit an assignment on its specific day may take up to 40-50 days to repeat their old memorized sections, so it becomes very difficult to repeat the **fine** pages in the next turn, and the effort and time spent for this task increase. This situation affects the motivation of the students negatively, prolongs the memorization process and reduces its strength.

➤ It should be ensured that the daily assignment is presented to the teacher as a whole at once, not as **raw** or **fine** pages separately. (**Example:** Assume that there is a student who had memorized 10 pages from each juz before and gets 2 raw pages as an assignment to memorize on the new turn. While presenting his/her assignment to his/her teacher, he/she recites 2 raw pages in the morning and then some time later 10 fine pages to his/her teacher. Such a practice done out of concern to submit the daily assignment on time may detach the student from the understanding that memorization of the Qur'an is a task that needs to be carried out in integrity. By not showing the same care that the student shows for memorizing the raw pages to repeating the fine pages, the student may both end up with a weak memorization and also break the chapter-page unity in his/her mind.

➤ If possible, study groups consisting two or four student should be formed and the students in each group should listen to each other before submitting their assignments to the teacher.

➤ It should be ensured that the student prepares the memorization assignment (raw + fine pages) completely in the evening and repeats it enough times before going to bed.


➤ Applying the so-called “**back-up method**” in memorization of the Qur'an will also ensure the durability of the memorization and the continuity of the submission of the assignments due to the sleeping over it for a couple of days. (The method that for example a student who goes on the 10<sup>th</sup> turn and will present the 9<sup>th</sup> juz on Monday, also prepares **only the Raw pages** assignment of the following two days (i.e. Tuesday and Wednesday) is called **back-up method**)

➤ Memorizing and presenting assignments to the teacher should be done in **hadr** style.





## 6<sup>th</sup> Stage: The Stage of Memorization (1<sup>st</sup> Year)



Based on the 12-month long evaluations, students who are deemed to be talented enough to be a hafiz pass to first year of the stage of the memorization of the Qur'an. Each student should use their own mushaf while memorizing and presenting his/her memorization assignments. Each student's mushaf should contain **Table: 7** that shows the errors and the signs representing them.

### THE STAGE OF MEMORIZATION (1<sup>st</sup> YEAR) SAMPLE WEEKLY LESSON SCHEDULE

Table: 11

COURSES/DAYS	MONDAY	TUESDAY	WEDNESDAY	THURSDAY	FRIDAY	SATURDAY
1 <sup>st</sup> Lesson 04.30- 05.15 (Sample)	Memorization of the Qur'an	Memorization of the Qur'an	Memorization of the Qur'an	Memorization of the Qur'an	Memorization of the Qur'an	Memorization of the Qur'an
2 <sup>nd</sup> Lesson 15.00- 15.45	Memorization of the Qur'an	Memorization of the Qur'an	Memorization of the Qur'an	Memorization of the Qur'an	Memorization of the Qur'an	Memorization of the Qur'an
3 <sup>rd</sup> Lesson .....-.....	Memorization of the Qur'an	Memorization of the Qur'an	Memorization of the Qur'an	Memorization of the Qur'an	Memorization of the Qur'an	Memorization of the Qur'an
4 <sup>th</sup> Lesson .....-.....	Memorization of the Qur'an	Memorization of the Qur'an	Memorization of the Qur'an	Memorization of the Qur'an	Memorization of the Qur'an	Memorization of the Qur'an
5 <sup>th</sup> Lesson .....-.....						TAJWEED
6 <sup>th</sup> Lesson .....-.....						TA'LIM





## Courses to be Taught in the Stage of Memorization (1<sup>st</sup> Year) and Their Teaching Methods:

### ☑ Memorizing the Holy Qur'an:

Students submit their teacher the memorizations that they have made as much as the hours in their weekly curriculum, the example of which is given in **Table: 11**. The points to be paid attention to while listening to the memorization assignments of the students are stated under the title “**The Method of Listening the Memorized Sections**” in the “**Guidelines of the Concepts and Methods of Memorization**”. The assignment results of the students will be recorded on the memorization assignments follow-up chart. **The memorization assignments follow-up chart is given in Appendix 12.**

### ☑ Tajweed:

At this stage, the subjects of articulation points of the letters and their characteristics and other theoretical subjects of taweed will be examined and then the students will be asked to practice them.

### ☑ Ta'lim:

The chapters of the Qur'an from Chapter al-Fil to Chapter al-Naba, that have been listened by the teacher from each student one by one, will be recorded on the follow-up chart. **The follow-up chart of ta'lim lessons is given in Appendix 13.**

### PS 1

The hours of the Qur'an lessons on weekdays should be planned as 4 lessons per day, 45 minutes each.

### PS 2

Provided that the above weekly schedule is maintained, supplementary lessons for the school courses can be arranged for those who need it, at appropriate times after the 6<sup>th</sup> Class on Saturdays and Sundays.


### PS 3

The performance of a student recorded in **the memorization assignments follow-up chart** throughout the year is taken into consideration in the end-of-semester evaluation carried out by the Memorization of the Qur'an Follow-up Committee. In addition, an evaluation is made about each student according to the “**End of Year Student Assessment Form**” given in **Appendix 11**, and students whose success is below 50% or who are deemed to be unable to continue their memorization training for various reasons will not be allowed to continue their training. However, such students will be placed in a **program of repetition** until the completion of the semester, so that they do not forget the memorized sections they have completed so far. However such unsuccessful students should be kept in the program in such a way that they do not disturb the harmony of the successful students who continue their memorization program.





## 7<sup>th</sup> Stage: The Stage of Memorization (2<sup>nd</sup> Year)



Students who achieve more than 50% success according to The memorization assignments follow-up chart (**Appendix 12**) in the first year of the Stage of the Memorization can continue to the second year of the Stage of the Memorization if they are deemed appropriate by the commission. This program is planned to be as **8 months**. Weekly lessons and their hours are shown in the table below. Each student will use their own mushaf while memorizing and submitting their assignments to their teacher. Each student's mushaf should contain **Table: 7** that shows the errors and the signs representing them.

### THE STAGE OF MEMORIZATION (2<sup>nd</sup> YEAR) SAMPLE WEEKLY LESSON SCHEDULE

Table : 12

COURSES/DAYS	MONDAY	TUESDAY	WEDNESDAY	THURSDAY	FRIDAY	SATURDAY
1 <sup>st</sup> Lesson 04.30- 05.15 (Sample)	Memorization of the Qur'an	Memorization of the Qur'an	Memorization of the Qur'an	Memorization of the Qur'an	Memorization of the Qur'an	Memorization of the Qur'an
2 <sup>nd</sup> Lesson 15.00- 15.45	Memorization of the Qur'an	Memorization of the Qur'an	Memorization of the Qur'an	Memorization of the Qur'an	Memorization of the Qur'an	Memorization of the Qur'an
3 <sup>rd</sup> Lesson .....-.....	Memorization of the Qur'an	Memorization of the Qur'an	Memorization of the Qur'an	Memorization of the Qur'an	Memorization of the Qur'an	Memorization of the Qur'an
4 <sup>th</sup> Lesson .....-.....	Memorization of the Qur'an	Memorization of the Qur'an	Memorization of the Qur'an	Memorization of the Qur'an	Memorization of the Qur'an	Memorization of the Qur'an
5 <sup>th</sup> Lesson .....-.....						TA'LIM
6 <sup>th</sup> Lesson .....-.....						TA'LIM





## Courses and Teaching Methods to be Taught in the 2<sup>nd</sup> Year of the Hafiz Process:

### ☑ Memorizing the Holy Qur'an:

As shown in **Table: 12**, the students are listened to by their teacher every day on a one-by-one basis in the practical course hours. The points to which attention should be paid while listening to the memorizations assignments of the students are stated under the title “**The Method of Listening the Memorized Sections**” of the Guidelines. The memorization assignments follow-up chart is given in **Appendix 12**.

### ☑ Ta'lim:

From Chapter al-Naba to Chapter al-Mulk (29<sup>th</sup> Juz), each student will be **treated with on a one-by-one basis** and the evaluations about the chapters listened to by their teacher will be recorded on the follow-up chart. **Ta'lim Lessons Follow-Up Chart is given in Appendix 14**.

#### PS 1

Provided that the sample weekly schedule given in **Table: 12** is maintained, supplementary lessons for the school courses can be arranged for those who need it at appropriate times on Saturdays and Sundays.

#### PS 2

The hours of the Qur'an lesson on weekdays should be planned as 4 lessons per day, 45 minutes each. Lessons can also be done in blocks.

#### PS 3

At this stage, no concessions should be given to the students in regards to applying the rules of tajweed, and they should be asked to apply those rules strictly.





## 8<sup>th</sup> Stage: The Stage of Repetition



Students who complete the memorization of the whole Qur'an repeat their memorization within 8 months at the latest in accordance with the application provided in the "Memory Strengthening Program" given in **Table: 14**. The assignments submitted in the repetition period should also be recorded in The memorization assignments follow-up chart ([Appendix 12](#)) in a regular manner as in the memorization of the Qur'an stages of the program.

### SAMPLE MEMORY STRENGTHENING PROGRAM

Table: 14

REPETITION	EXPLANATION
1 <sup>st</sup> Repetition	According to the capacity of the student, 10 memorized pages are listened from the student every day in the same session, in hadr style. For example, a student who presents the first 10 pages of the 1 <sup>st</sup> Juz as an assignment will recite all of the same juz on the 2 <sup>nd</sup> day. Students who can recite 1 juz every day will be directly given 1 juz per day as an assignment.
2 <sup>nd</sup> Repetition	Every day, 1 juz will be listened to as an assignment in hadr style from the student who starts the second repetition. If the student can handle, 1.5 juz can also be given as assignment.
3 <sup>rd</sup> Repetition	Every day, 1.5 juz will be listened to as an assignment in hadr style from the student who starts the third repetition. If the student can handle, 2 juz can also be given as assignment.
4 <sup>th</sup> Repetition	Every day, 2 juz will be listened to as an assignment in hadr style from the student who starts the fourth repetition. If the student can handle, 3 juz can also be given as assignment.
5 <sup>th</sup> Repetition	Every day, 3 juz will be listened to as an assignment in hadr style from the student who starts the fifth repetition. If the student can handle, 5 juz can also be given as assignment.
6 <sup>th</sup> Repetition	Every day, 5 juz are taken as a lesson in hadr method from the student who starts the sixth repetition. If the student can handle, 10 juz can also be given as assignment.
7 <sup>th</sup> Repetition	Every day, 10 juz are taken as a lesson in hadr method from the student who starts the seventh repetition. If it can handle the capacity, 15 juz can also be given as assignment.
8 <sup>th</sup> Repetition	Every day, 15 juz are taken as a lesson in hadr method from the student who starts the eighth repetition. If the student can handle, 30 juz can also be given as assignment.



## Courses to be Taught in the Stage of Memorization Repetition and the Methods of Their Teaching:

### ☑ Memorizing the Holy Qur'an:

Every day, the student is listened to by his/her teacher, as shown in the “**memory repetition period sample weekly lesson schedule**” in **Table: 13**.

### ☑ History of the Qur'an Lesson:

In this stage while strengthening their memorization, the students who have completed the memorization of the whole Qur'an will be taught the following subjects in the History of the Qur'an lesson:



A

#### History of the Qur'an

Memorization of the Qur'an and its writing; compilation; duplication; punctuation, insertion of the vowel signs; and types of recitation,

B

#### Parts of the Qur'an

Chapter, verse, hizb, juz; information about Meccan-Medinan chapters, names and numbers of the chapters,

C

#### Verses related to legal matters arranged by subjects

The verses related to the legal matters specified in the table given in **Appendix 14** in chapter two should be taught to the students, and they should memorize the meanings of those verses together with their subject headings.

PS

Supplication of Khatm al-Qur'an (Supplication recited after finishing the whole Qur'an), which is one of the supplications to be memorized by the servants of religious duties, should also be memorized in this stage of the program by the students who completed the memorization of the whole Qur'an.





## THE STAGE OF MEMORIZATION (2<sup>nd</sup> YEAR) SAMPLE WEEKLY LESSON SCHEDULE

**Table: 13**

COURSES/DAYS	MONDAY	TUESDAY	WEDNESDAY	THURSDAY	FRIDAY	SATURDAY
1 <sup>st</sup> Lesson 04.30- 05.15 (Sample)	Memorization of the Qur'an	Memorization of the Qur'an	Memorization of the Qur'an	Memorization of the Qur'an	Memorization of the Qur'an	Memorization of the Qur'an
2 <sup>nd</sup> Lesson 15.00- 15.45	Memorization of the Qur'an	Memorization of the Qur'an	Memorization of the Qur'an	Memorization of the Qur'an	Memorization of the Qur'an	Memorization of the Qur'an
3 <sup>rd</sup> Lesson .....-.....	Memorization of the Qur'an	Memorization of the Qur'an	Memorization of the Qur'an	Memorization of the Qur'an	Memorization of the Qur'an	Memorization of the Qur'an
4 <sup>th</sup> Lesson .....-.....	Memorization of the Qur'an	Memorization of the Qur'an	Memorization of the Qur'an	Memorization of the Qur'an	Memorization of the Qur'an	Memorization of the Qur'an
5 <sup>th</sup> Lesson .....-.....						History of the Qur'an*
6 <sup>th</sup> Lesson .....-.....						History of the Qur'an*

RS

\* The book titled **Let's Get to Know the Qur'an**, will be benefited in the History of the Qur'an lesson.





## CHAPTER 2

### «APPENDICES» MENTIONED IN THE BOOKLET





## TO THE ATTENTION OF FIFTH GRADE GRADUATES

Opportunity to become a Hafiz along with middle school education at Aziz Mahmud Hüdayi Male Hafiz Course...

**10 JUNE 2022**  
**FRIDAY**  
**Time: 10:00**

Exam Date

ADMISSION TO THE COURSE  
WILL BE AS RESULT OF A  
TEST AND AN INTERVIEW



Exam questions will be in the form of multiple-choice questions from the fields of **Turkish, Literature, Mathematics and Social Studies** from the primary school curriculum. Those who pass the test will be accepted for the interview.

### Exam Centers:

- ① ..... Qur'anic Course
- ② ..... Qur'anic Course
- ③ ..... Qur'anic Course
- ④ ..... Cultural Center
- ⑤ ..... City College

### PRE-ADMISSION REQUIREMENTS TO THE COURSE:

- ✓ To have successfully completed the 5th grade of primary school
- ✓ Having a school GPA over 70
- ✓ Having no health problems
- ✓ To get enough score from the exam and interview organized by the course

Registration for the exam can be made face-to-face or online through our official portal.

### SERVICES OFFERED IN OUR COURSE:

- ✓ Supplementary courses to school classes
- ✓ a 7/24 warm environment in winter
- ✓ Meals 3 times a day and accommodation
- ✓ Intellectual and entertaining games in spare times
- ✓ Scientific and historical trips
- ✓ Computer courses
- ✓ Internet service
- ✓ Scholarship opportunity for successful students
- ✓ A trip to Turkey for those who complete the memorization of the whole Qur'an in ... years

The student will not lose years by completing their memorization of the Qur'an within 3 years along with secondary school education so that he/she will not fall behind his peers.

50% discount for those who will complete their memorization of the Qur'an and continue their education at our foundation's high school







## DOCUMENTS AND NECESSARY SUPPLIES TO BE BROUGHT TO THE PRELIMINARY TRAINING STAGE

DATE : ...../...../.....		Course Phone: Address:
NO	REQUIRED OFFICIAL DOCUMENTS	PERSONAL ITEMS TO BRING
1	Signed consents of the parents allowing their child for the summer period to stay, travel, home-leave	Slippers, shoes, sneakers
2	Diploma or report card (original) photocopy of the ID Card	Toothbrush, soap, deodorizer
3	3x4 passport photos (6 pcs)	Pencil, notebook
4	Health report	Pajamas, tracksuits, long shorts
5	Filling out the student information form prepared by the institution	2-3 pieces of clothing suitable for the institution and the season
6		5 pieces of underwear
7		Linens set
8		

Appendix 3 (Documents and necessary supplies to be brought by the students who are invited to the preliminary training stage)















## SAMPLE MEMORIZATION TRIAL CHART



STUDENT'S FULL NAME	ABDULLAH TANRIKULU								
DATE	Juz - Page	Time Given	Memo- rization Time	Number of Memorized Lines	Recitation Style	How Many Wor- ds are Reminded	Errors of Fatha, Kasra, Damma, Tanween, Madd, Qasr	Errors of Letters	Comments
01.01.2021	Juz 2 / Page 20	1 Hour	1 Hour	10 lines	Reciting thoughtfully	5 words	5 errors	8	Unsatisfactory
01.01.2021	Juz 17 / Page 20	2 Hours	2 Hours	8 lines	Reciting very fast	3 words		9	Unsatisfactory
02.01.2021	27 Juz / Page 20	1 Day	1 Day	1 page	Pronunciation is not very clear	6 words		5	Unsatisfactory
03.01.2021	Juz 1 / Page 20	1 Hour	30 Minu- tes	15 lines	Reciting the words clearly	1 word	2 errors	2	Satisfactory
03.01.2021	Juz 17/Page 20	2 Hours	1 Hour	8 lines	Reciting fluently	1 word	1 error	0	Satisfactory
04.01.2021	27 Juz / Page 20	1 Day	Half a day	1 page	Reciting confidently	2 words	2 errors	1	Satisfactory
.....									
.....									
Student's Teacher:.....			Member of the Commission:.....			Member of the Commission:.....			
Signature			Signature			Signature			

Appendix 9 (Sample memorization trial chart)

### PS 1

After the above chart is filled, it will be kept in the personal file of each student.

### PS 2

The commission, which was established at the end of the 5-month preparation phase and the memorization trials, should also fill in and sign the form in Appendix 9, which summarizes the student's status. The signed form should be placed in the student's personal file.



## STUDENT INFORMATION FORM FOR THE STAGE OF MEMORIZATION TRIALS



<b>STUDENT'S FULL NAME:</b>				
	Evaluation Headings	YES	NO	Comments
1	He/she is willing to memorize the Holy Qur'an			
2	His/her recitation is fast and smooth.			
3	He/she has the theoretical knowledge of tajweed.			
4	He/she has completed the chapters required to be memorized.			
5	There is no obstacle for him/her to be a hafiz			
<b>It is appropriate for him/her to be taken to the Preparatory Stage of the Memorization of the Holy Qur'an.</b>				
Head of the Commission .....	Member .....	Member .....	Member .....	

Appendix 10 (Student Information Form for the Stage of Memorization Trials)



## THE STAGE OF MEMORIZATION (1<sup>ST</sup> YEAR) END OF YEAR STUDENT ASSESSMENT FORM

STUDENT'S FULL NAME:		YES	NO	Comments
1	He/she is willing to memorize the Holy Qur'an			
2	He/she recites his/her lessons duly and fluently in accordance with the rules of tajweed.			
3	He/she has the habit of submitting regular lessons by preparing his/her memorizations on time.			
4	He/she has memorized the pages required in the monthly memorization tracking schedule and recites them properly.			
5	There is no obstacle for him/her to be a hafiz			
<b>It is appropriate for him/her to be taken to the Stage of the Memorization of the Holy Qur'an.</b>				
Head of the Commission	Member	Member	Member	
.....	.....	.....	.....	

Appendix 11 (The Stage of Memorization (1<sup>st</sup> Year) End of Year Student Assessment Form)





..... SCHOOL FOR THE MEMORIZATION OF THE HOLY QUR'AN

STUDENT'S FULL NAME:  
 STARTING DATE TO MEMORIZE THE QUR'AN:  
 ENDING DATE OF MEMORIZING THE QUR'AN:

Months	Page	Day	1	2	3	4	5	6	7	8	9	10	11	12	13	14	15	16	17	18	19	20	21	22	23	24	25	26	27	28	29	30	31	Total Class Days	Total Memorization Assignment hrs/she submitted	Monthly Average Grade	COMMENTS			
...../.....	Juz																																							
	Grade																																							
...../.....	Juz																																							
	Grade																																							
...../.....	Juz																																							
	Grade																																							
...../.....	Juz																																							
	Grade																																							
...../.....	Juz																																							
	Grade																																							
...../.....	Juz																																							
	Grade																																							
...../.....	Juz																																							
	Grade																																							
...../.....	Juz																																							
	Grade																																							

Appendix 12 Memorization assignments follow-up chart







## VERSES RELATED TO THE LEGAL MATTERS (AYAT AL-AHKAM)

LEGAL SUBJECTS	CHAPTERS AND VERSES
MAJOR AND MINOR ABLUTION (WUDU AND GHUSL)	Chapter al-Maida, 5: 6
DRY ABLUTION (TAYAMMUM)	Chapter al-Nisa, 4: 43; Chapter Al-Maida, 5: 6
RITUAL PRAYER (SALAH)	Chapter al-Baqara, 2: 43, 110; Chapter al-Nisa, 4: 103
PRESCRIBED TIMES OF RITUAL PRAYER	Chapter al-Isra, 17: 78-79; Chapter Hud, 11: 14; Chapter Ta Ha, 20: 136; Chapter al-Rum, 30: 17-18
SHORTENING THE RITUAL PRAYER	Chapter al-Nisa, 4: 101
FRIDAY PRAYER	Chapter al-Jumu'a, 62: 9-10
FASTING (SAWM)	Chapter al-Baqara, 2: 183-185
ALMSGIVING (ZAKAH)	Chapter al-Baqara, 2: 43; 110; Chapter al-Tawba, 9: 60; Chapter al-Baqara, 2: 267
SACRIFICE (QURBAN)	Kawthar 2; Chapter al-An'am, 6: 162
MAJOR PILGRIMAGE (HAJJ)	Chapter al-Baqara, 2: 196-200; Chapter al-Maida, 5: 97; Chapter al-Hajj, 22: 26-37
MINOR PILGRIMAGE (UMRAH)	Chapter al-Baqara, 2: 158, 196
OBEDIENCE TO PARENTS	Chapter al-Isra, 17: 23-25; Chapter al-Ankabut, 29: 8, Chapter Luqman, 31: 14-15
OBEDIENCE TO ULU AL-AMR (THE RULERS)	Chapter al-Nisa, 4: 59, 83
WOMEN WHO ARE PERMISSIBLE TO MARRY	Chapter al-Maida, 5: 5
WOMEN WHO ARE PROHIBITED TO MARRY	Chapter al-Nisa, 4: 22-24
RULES OF INHERITANCE	Chapter al-Nisa, 4: 7-12, 32, 33, 126

### Appendix 15 (Verses Related to the Legal Matters (Ayat Al-Ahkam))







<b>COVERING CERTAIN PARTS OF THE BODY</b>	Chapter al-Nur, 24: 31, 60, Chapter al-Ahzab, 33: 59
<b>MARRIAGE (NIKAH)</b>	Chapter al-Nur, 24: 32-33; Chapter al-Baqara, 2: 235; Chapter al-Nisa, 4: 3, 24, 25
<b>DIVORCE AND ITS METHODS</b>	Chapter al-Baqara, 2: 227-231, 233; Chapter al-Nisa, 4: 130; Chapter al-Talaq, 65: 1-2, 6-7; Chapter al-Mumtahina, 60: 10-11; Chapter al-Nisa, 4: 35
<b>ASKING PERMISSION TO ENTER A HOUSE</b>	Nur 28, 32
<b>WOMEN'S JUSTICE</b>	Chapter al-Nisa, 4: 58, 135; Chapter al-Maida, 5: 8, 42; Chapter al-Hujurat, 49: 10; Chapter al-Mumtahina, 60: 8; Chapter al-Hadid, 57: 25
<b>HONESTY AND JUSTICE IN TESTIMONIES</b>	Chapter al-Maida, 5: 8, 106, 108, Chapter al-Talaq, 65: 2
<b>IMPARTIALITY IN JUDGMENT AND TESTIMONY</b>	Chapter al-Nisa, 4: 135
<b>KEEPING PROMISES</b>	Chapter al-Maida, 5: 1, Chapter al-Baqara, 2: 177; Chapter al-Anfal, 8: 56; Chapter al-Tawba, 9: 4, 7
<b>SHOWING LOYALTY TO THE TRUSTS</b>	Chapter al-Nisa, 4: 58; Chapter al-Anfal, 8: 28; Chapter al-Mu'minun, 23: 8; Chapter al-Ma'arij, 70: 32
<b>PROHIBITIONS</b>	Chapter al-An'am, 6: 151-153; Chapter al-A'raf, 7: 85-86; Nahl 90; Chapter al-Hujurat, 49: 11-12; Chapter al-Isra, 17: 31-37
<b>PROHIBITED FOODS AND BEVERAGES</b>	Chapter al-Baqara, 2: 173, 219; Nisa 43; Chapter al-Maida, 5: 3, 5, 90-91; Chapter al-An'am, 6: 121, 138, 145, Nahl 67, 115, Chapter al-Hajj, 22: 30
<b>PROHIBITION OF INTOXICANTS AND GAMBLING</b>	Chapter al-Maida, 5: 90-91
<b>PROHIBITION OF BACKBITING</b>	Chapter al-Hujurat, 49: 12, Chapter al-Humaza, 104: 1
<b>PROHIBITION OF PRYING</b>	Chapter al-Hujurat, 49: 12
<b>PROHIBITION OF ADULTERY</b>	Chapter al-Isra, 17: 32; Chapter al-Nur, 24: 30, 31; Chapter al-Furqan, 25: 68
<b>PENALTY OF ADULTERERS</b>	Chapter al-Nur, 24: 2,3
<b>PENALTY OF FALSE ACCUSATION OF ADULTERY (QAZF)</b>	Chapter al-Nur, 24: 4-6, 9, 23-26
<b>PENALTY FOR KILLING A PERSON</b>	Chapter al-Nisa, 4: 92-93

<b>PENALTY FOR KILLING A PERSON UNINTENTIONALLY</b>	Chapter al-Nisa, 4: 92
<b>TALION</b>	Chapter al-Baqara, 2: 178-179, Chapter al-Maida, 5: 45
<b>PENALTY FOR THEFT</b>	Chapter al-Maida, 5: 38-39
<b>BRIBERY</b>	Chapter al-Baqara, 2: 188
<b>PROHIBITION OF CAUSING CORRUPTION AND MISCHIEF IN SOCIETY</b>	Chapter al-Maida, 5: 33
<b>EATING AND DRINKING WHAT IS PERMISSIBLE</b>	Chapter al-Baqara, 2: 168, 172, 173; Chapter al-Maida, 5: 1, 3-5; 87-88; Chapter al-An'am, 6: 118-119; 142, 145; Chapter al-Nahl, 16: 114-115
<b>AVOIDING WASTE</b>	Chapter al-A'raf, 7: 31; Chapter al-Furqan, 25: 67; Zümer 53
<b>PROHIBITION OF INTEREST (RIBA)</b>	Chapter al-Baqara, 2: 188, 275-279; Chapter Al Imran, 3: 130; Chapter al-Nisa, 4: 29-31; Chapter al-Rum, 30: 39
<b>THE ORDER FOR JIHAD</b>	Chapter al-Tawba, 9: 73; Chapter al-Nisa, 4: 95; Chapter al-Anfal, 8: 72; Chapter al-Tawba, 9: 20, 41, 44
<b>PERFORMING RITUAL PRAYER IN CONGREGATION IN THE BATTLEFIELD</b>	Chapter al-Nisa, 4: 102
<b>MAKING PREPARATIONS AGAINST THE ENEMIES</b>	Chapter al-Anfal, 8: 60; Chapter al-Nisa, 4: 71
<b>DO NOT RUN AWAY FROM THE BATTLEFIELD</b>	Chapter al-Anfal, 8: 15-16
<b>NOT TO GO TO THE EXTREME IN WAR</b>	Chapter al-Baqara, 2: 190
<b>THE GOAL OF PROMOTING THE MESSAGE OF ALLAH (I'LA KALIMATU'LLAH)</b>	Chapter al-Baqara, 2: 193, Chapter al-Anfal, 8: 39
<b>VICTORY FROM ALLAH</b>	Chapter Al Imran, 3: 125-126, Chapter al-Anfal, 8: 17
<b>COMMANDING THE RIGHT AND FORBIDDING THE WRONG</b>	Chapter Al Imran, 3: 104, 110, 114, Chapter al-A'raf, 7: 157, Chapter al-Tawba, 9: 67, 71, 112, Chapter Luqman, 31: 17

Appendix 15 (Verses Related to the Legal Matters (Ayat Al-Ahkam)) – Continue

